



# CopyTrading

## Robofores

---

# Who is TradingBro?

Hello, I'm Viktor Kisman, the founder of TradingBro.  
My goal was to develop a system based not on luck, but on mathematical stability.  
A system I trust with my own capital.

TradingBro leverages the dynamics of market openings in London and New York. I combine a precise breakout strategy with an intelligent grid method. The crucial difference to conventional bots: I personally monitor every market phase.  
During risky news events, I pause the system to protect your capital from unnecessary volatility.

For me, integrity means transparency.

---

**Your investment remains in your personal account, which only YOU have access to.**

My focus is always on a balanced approach between returns and maximum capital protection.

I look forward to welcoming you as a partner.



# Important to note

It is absolutely essential to use a separate trading account specifically for copy trading, and exclusively for copy trading. It is strongly advised against placing new manual trades in this account or manually editing or closing copied trades. Manual intervention can have devastating effects on the trader's risk management and lead to massive negative consequences for your invested capital.

**ALWAYS USE A SEPARATE ACCOUNT FOR COPY TRADING! DO NOT INTERVENE MANUALLY!**

**NEVER CONNECT MORE THAN ONE TRADEPER PER ACCOUNT!**



# RoboForex Create a brokerage account

Click on the following link to create your new brokerage account with our partner broker:

<https://my.roboforex.com/en/?a=ckgq>

Go to “Register,” enter your complete information, click on “I have the Partners Code,” and enter “ckgq.”

IMPORTANT: To benefit from our special partner conditions, it is essential to enter the Partners Agent ID “ckgq.”

Fill in all required fields and click “Register.” Your account has been created.

Sign in

Register

E-mail

First Name

Last Name

+ Mobile phone

International format

I have the Partner's code ▲

Partner's Agent ID

ckgq

(Optional)

☒

I agree to join the company's mailing list and be the first to know about exclusive offers. This subscription can be cancelled at any time.

Register

# Verify

Now check your email inbox and confirm your email address via the link provided. Check your spam folder if you don't find the email in your inbox.

You will now be redirected to the RoboForex website and must verify your identity.

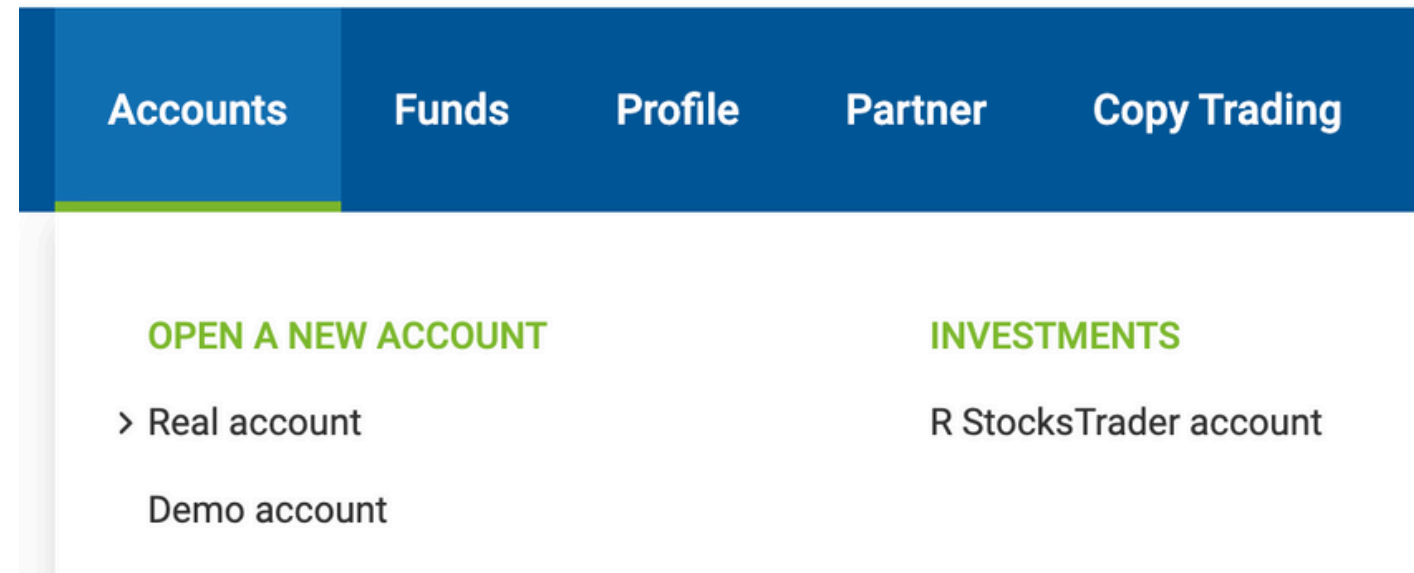
Enter your personal information and upload a photo of your ID card and/or passport.

Finally, you must also verify your address. Upload a recent mobile phone bill, utility bill, or similar document.

Then click Submit/Confirm, and once you receive the email confirming your account verification, you can fund your trading account.



# Existing Robofores customers



Click on Accounts in the left-hand header, then on Real Account (Trading Account).

We need an MT5 ECN account with leverage of 1:500.

The image shows a 'Trading account' form on the Robofores website. At the top, there are two tabs: 'Real' (selected, highlighted in green) and 'Demo'. Below the tabs, the form contains several fields: 'Trading platform' (dropdown menu set to 'MetaTrader 5'), 'Account Type' (dropdown menu set to 'MT5 ECN'), 'Hedge system' (radio buttons for 'Yes' and 'No', with 'Yes' selected), 'Currency' (dropdown menu set to 'USD'), 'Leverage' (dropdown menu set to '1:500'), 'Full Swap-free account' (checkbox checked), 'Password' (text input field), 'Confirm Password' (text input field), and 'Partner's Agent ID' (text input field containing 'ckgq'). There is a blue link 'More information' next to the 'Full Swap-free account' checkbox. At the bottom right of the form, there is a blue 'Apply' button. Below the form, there is a dark blue 'Confirm' button.

Create an account using the parameters shown in the image, enter your Partners Agent ID (ckgq), and click Apply, then Confirm.

IMPORTANT: To benefit from our special partner conditions, it is essential to enter your Partners Agent ID "ckgq".

# Fund account

To fund your account, click on Deposit in your newly created MT5 ECN account.

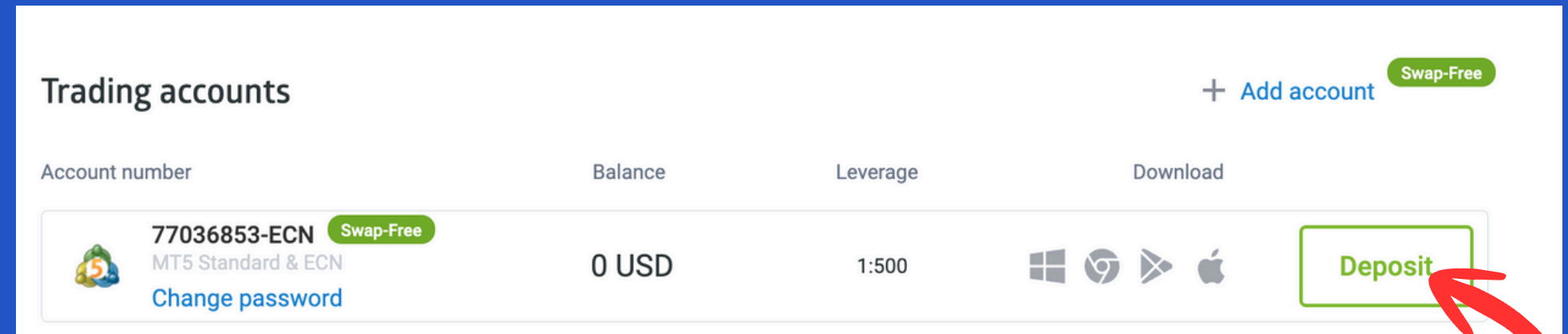
Now select your deposit method:

(Bank transfer, various cryptocurrencies, credit card, etc.)

Make sure you have selected the correct account.

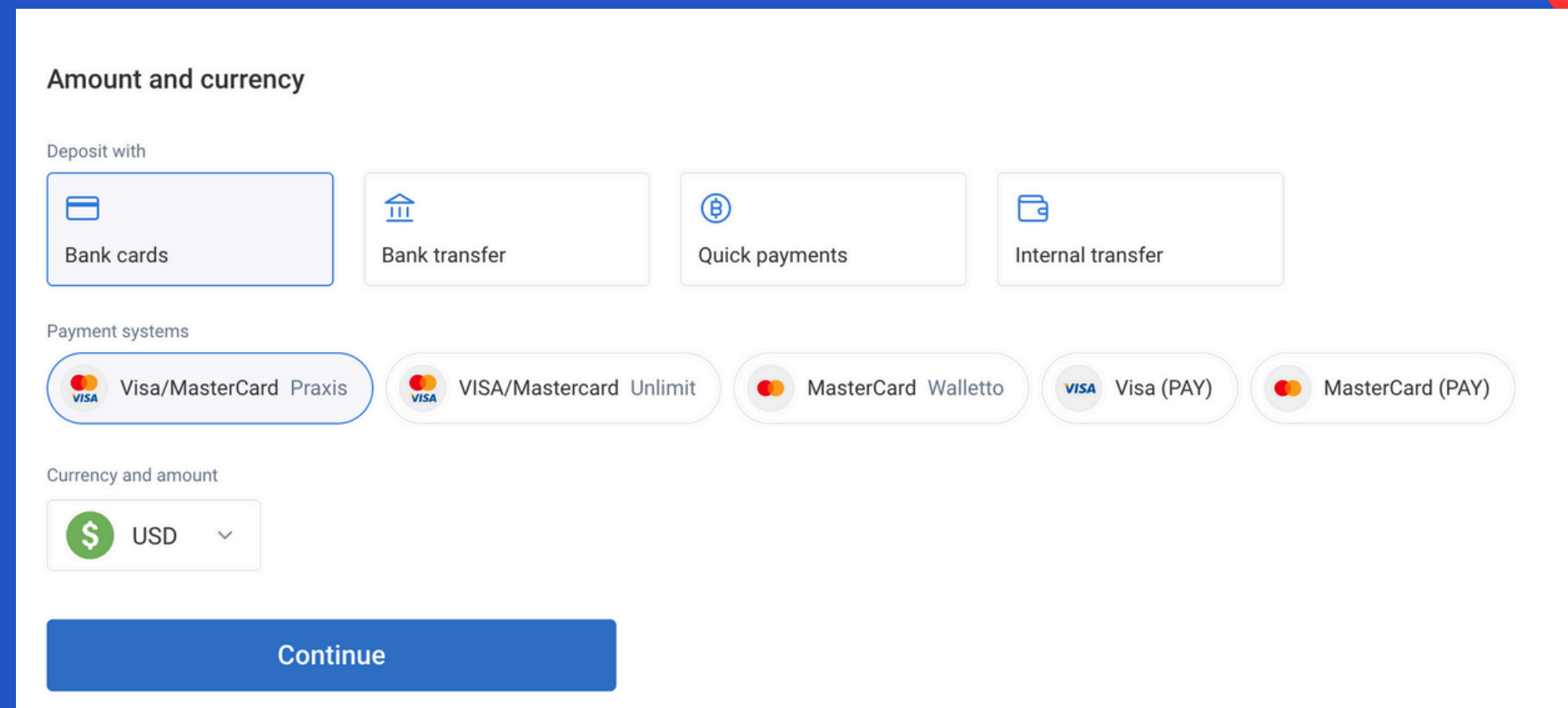
Enter the amount you wish to deposit; the minimum deposit is \$500.

Follow the subsequent steps for your chosen payment method.



The screenshot shows the 'Trading accounts' section of a website. It features a table with columns for 'Account number', 'Balance', 'Leverage', and 'Download'. The first row displays account details for '77036853-ECN' with a balance of '0 USD' and leverage of '1:500'. A green 'Swap-Free' badge is present next to the account number. To the right of the table, there are icons for various operating systems (Windows, Linux, Mac, etc.) and a green 'Deposit' button, which is highlighted with a red arrow.

Account number	Balance	Leverage	Download
77036853-ECN MT5 Standard & ECN <a href="#">Change password</a>	0 USD	1:500	<a href="#">Deposit</a>



The screenshot shows the 'Amount and currency' selection page. It includes sections for 'Deposit with' (Bank cards, Bank transfer, Quick payments, Internal transfer), 'Payment systems' (Visa/MasterCard Praxis, VISA/Mastercard Unlimit, MasterCard Walletto, Visa (PAY), MasterCard (PAY)), and 'Currency and amount' (USD). A blue 'Continue' button is at the bottom.

Amount and currency

Deposit with

Bank cards Bank transfer Quick payments Internal transfer

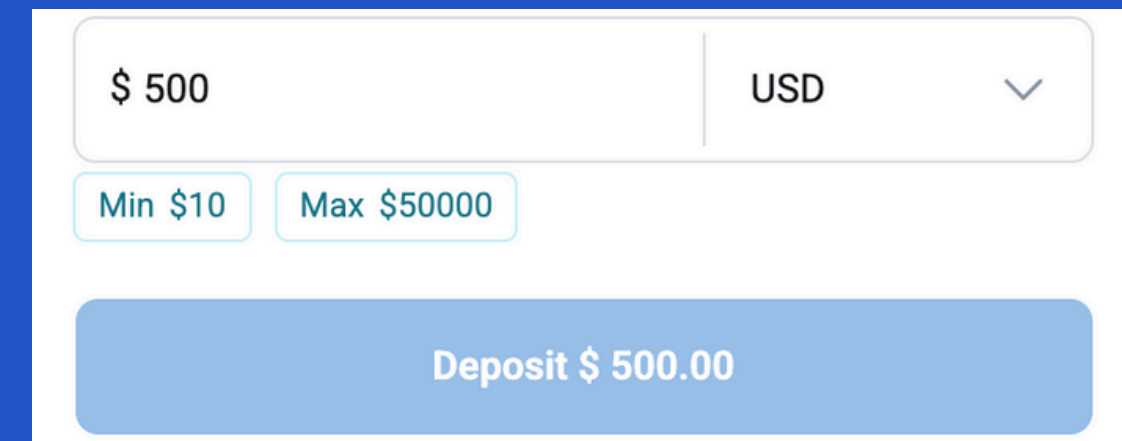
Payment systems

Visa/MasterCard Praxis VISA/Mastercard Unlimit MasterCard Walletto Visa (PAY) MasterCard (PAY)

Currency and amount

\$ USD

Continue



The screenshot shows a form for entering the deposit amount. It includes a text input field with '\$ 500', a currency dropdown menu set to 'USD', and buttons for 'Min \$10' and 'Max \$50000'. A large blue button at the bottom says 'Deposit \$ 500.00'.

\$ 500 USD

Min \$10 Max \$50000

Deposit \$ 500.00

# Link trading account

Home / Copy Trading / Trader rating

 **TradingBro** | Scalping ORB  
#77031012 | MT5 ECN USD

< Back

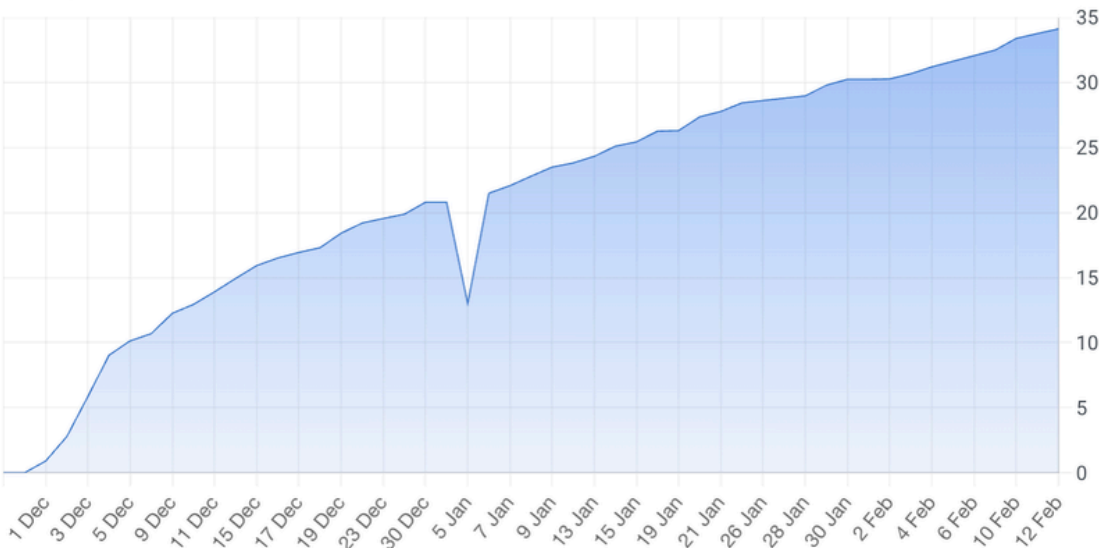
<b>34.13%</b>	270.27	-17.18%	1082.69	1:500	76	3
Yield	Profit, USD	Max drawdown	Balance, USD	Leverage	Account age, days	Subscribers

Subscribe

Overview Stats Partner link

All Week Two weeks Month Three months Six months

Yield, %



Subscription conditions

20 % of profit  
Commission

1 week  
Payout frequency

500  
Min deposit, USD

Subscribe

Click and open the following link:

<https://my.roboforex.com/en/copyfx/traders/bbbb/77031012>

Now click on Subscribe.

# Link trading account

Subscribe to TradingBro

Account

77036853-ECN

☒ Proportional

Coefficient

1

☐ Classic

☐ Fixed

☐ Round down the copied trade volume

☒ By subscribing, I agree to the [Terms of Use of the Copy Trading Service](#)

Subscribe

## Current subscription

Investment accounts	Status	Action
77036853-ECN MT5 Standard & ECN	Active	...



Please note that you can create a new subscription to this strategy for some of your accounts by adding more funds. For example, you can deposit 500 USD into 37154187 to subscribe to this strategy. Your existing subscriptions are listed below.

RoboForex allows you to adjust the ratio at which trades are mirrored to your account.

**IMPORTANT!!!** Make sure this setting is set to **Proportional!!!** This ensures the trades are copied correctly.

Changing this ratio will multiply the risk many times over, and a total loss is possible!

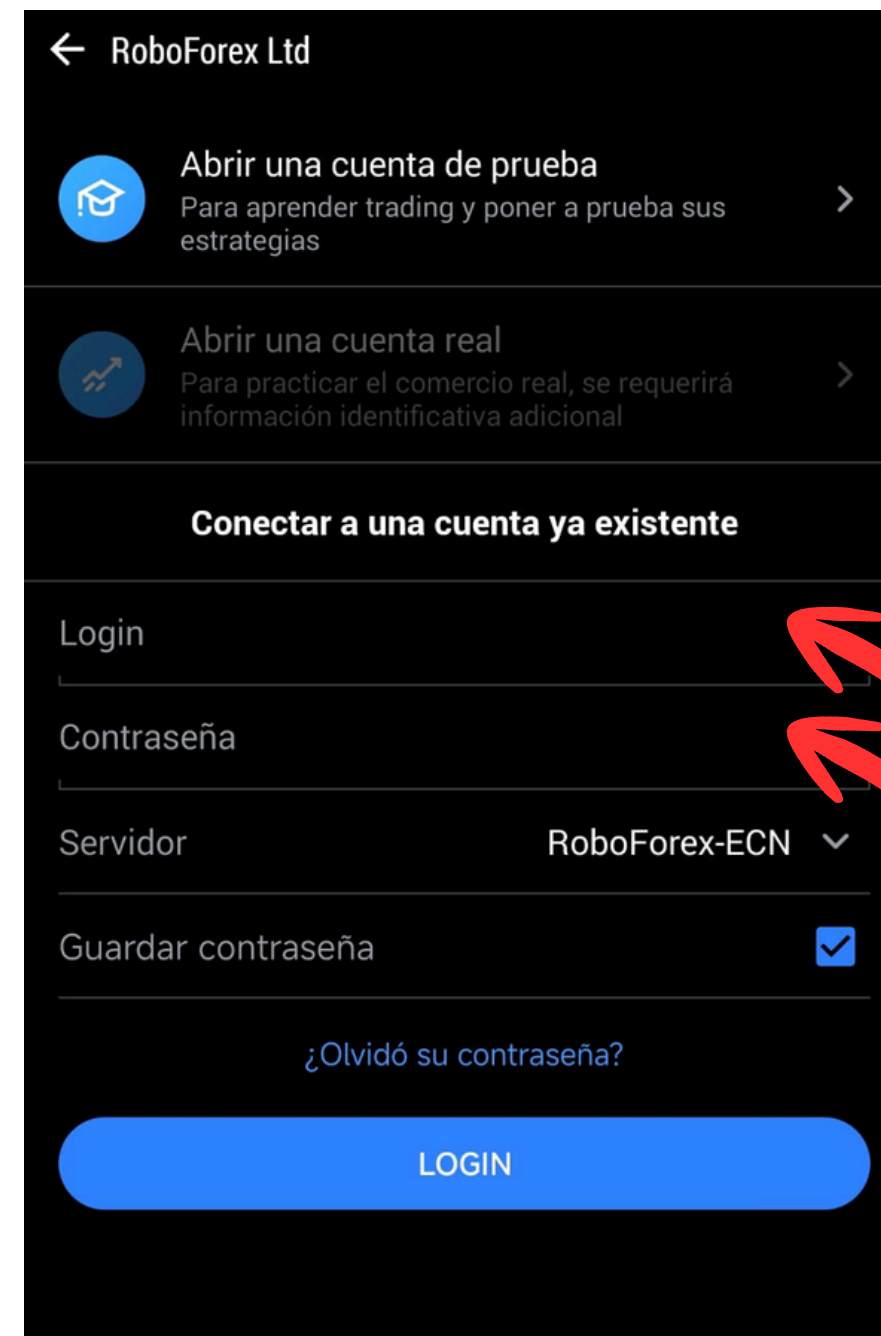

Click on "Subscribe to Trader." Ensure you have selected the correct account. You're now connected to TradingBro and will profit from every trade from now on.

You will now see your active account. You can connect as many accounts as you like.

Click and open the following link to watch the performance live.

<https://www.myfxbook.com/members/Vitea24/tradingbro/11835297>

# Metatrader 5



Download the MetaTrader 5 app from the Play Store/App Store.

Select RoboForex as your broker and ECN as your server, then enter your account number and password.

Now you can watch TradingBro's trades live.

**IMPORTANT:** Do not change any of the trades. You have the option to close existing trades or open new ones yourself. Do not do this to avoid affecting performance or jeopardizing your account.

# Thank You

Use the myfxbook link to monitor performance live.



<https://www.myfxbook.com/members/Vitea24/tradingbro/11835297>